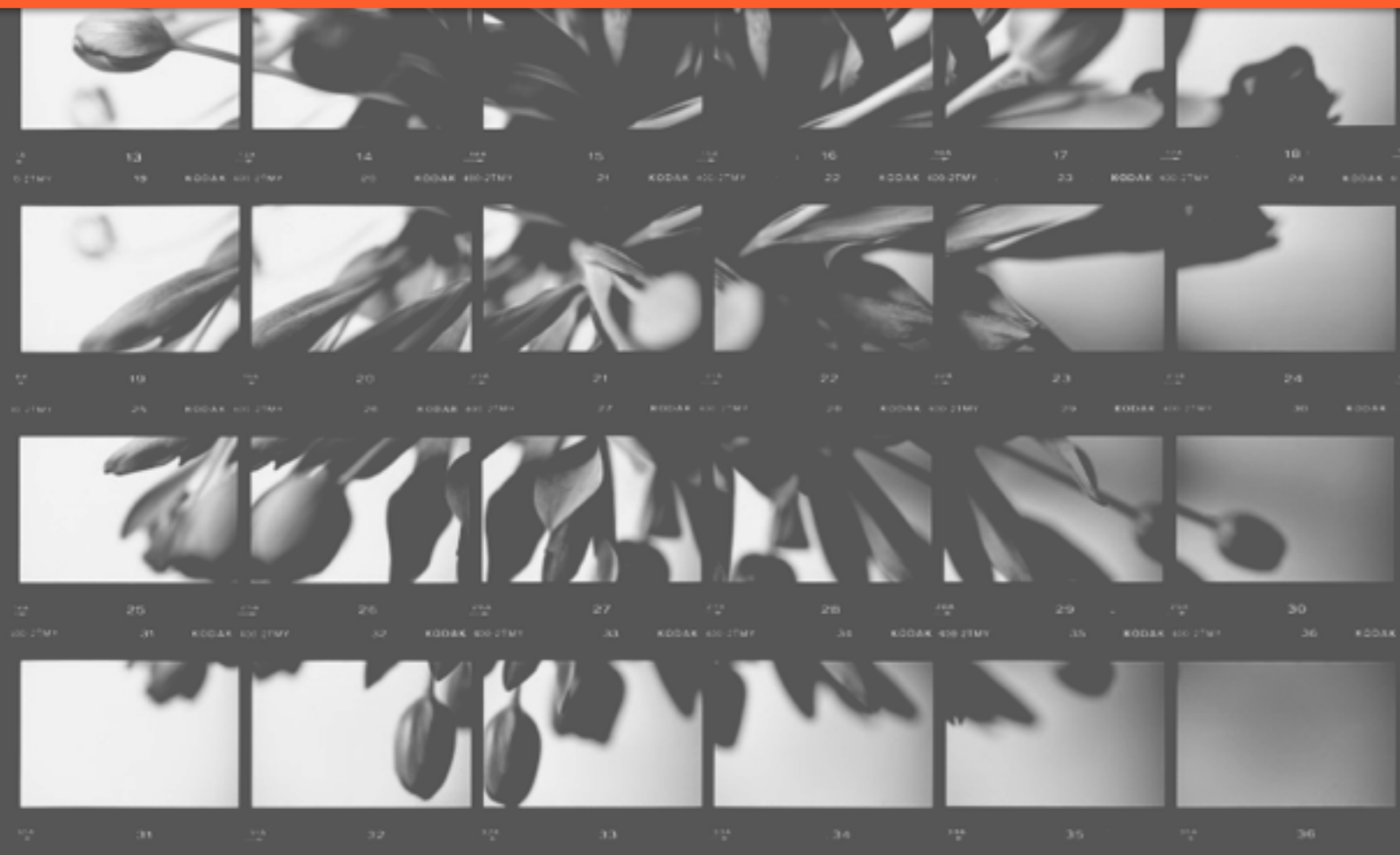




# DECONSTRUCT | RECONSTRUCT



*Re-thinking the*



**C O N T A C T  
S H E E T**

# DECONSTRUCT | RECONSTRUCT

For your next project, the **contact sheet** will be your *final artwork*.

# DECONSTRUCT | RECONSTRUCT

So far, we've been thinking about frames as individual images.



# DECONSTRUCT | RECONSTRUCT

So far, we've been thinking about frames as individual images.

Now, we will think about each frame as **small parts** of a larger whole.



# DECONSTRUCT | RECONSTRUCT

You will use the frames of your film roll to **deconstruct & reconstruct** a subject in order to:

- shift perspective
- tell a story/ play with sequence
- create a design or pattern

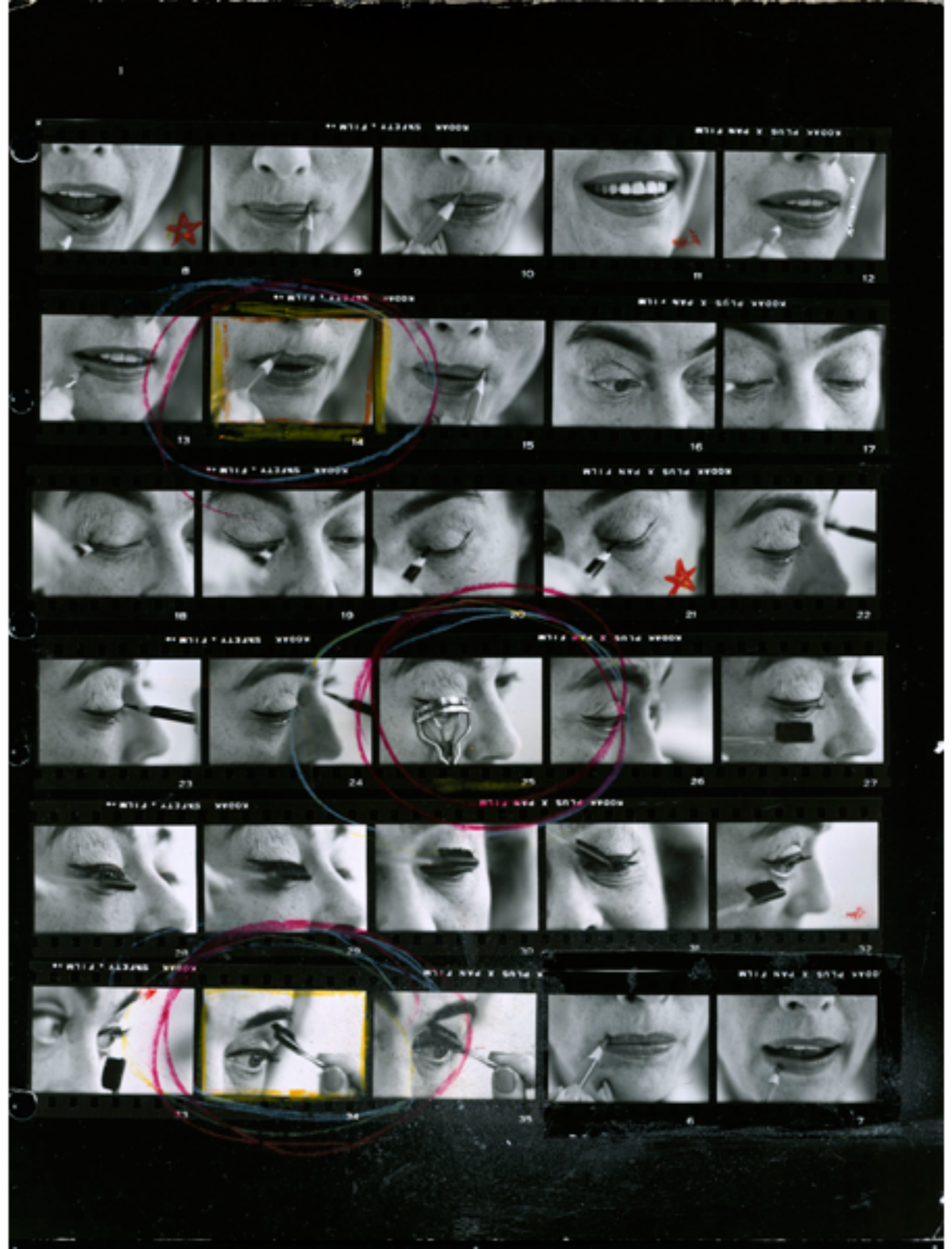


shift perspective.



shift perspective.

tell a story/  
play with  
sequence.





tell a story/  
play with  
sequence.





create a design or pattern.

# DECONSTRUCT | RECONSTRUCT

## DIGITAL PRACTICE:

- Get in groups of 2-3
- I will randomly assign you a **subject**
- With your partner(s), plan how you will **deconstruct & reconstruct** your subject
- Take **24 photographs** of your subject that will altogether form a whole, cohesive image
- We will tile these together in Photoshop later!

